

KUBOTA WHEEL LOADER RT160-2



Engine output (PS):
26

Machine weight (kg):
1525 / 1730

POWERFUL, MANOEUVRABLE AND VERSATILE

Each job requires a specialized tool. The RT-2 loaders are perfectly designed for all kinds of application, such as construction, gardening, public works and agriculture. With the perfect balance between performance, compactness, safety and comfort no job is too big for the KUBOTA wheelloaders.

HYDRAULIC WHEEL ENGINE ON EACH WHEEL

Each wheel is driven by a hydraulic wheel engine. Ensuring powerful traction all the time. The standard electric length differential lock keeps the machine going in tough conditions.



HYDROSTATIC TRANSMISSION (HST)

The hydrostatic transmission is equipped with a high performance pump which guarantees an efficient transmission of the engine power to the wheels.



VRABLE

KUBOTA ORIGINAL ENGINE : POWERFUL, EFFICIENT AND LOW EMISSION

KUBOTA engine is known for its reliability and durability. It is strong and powerful with respect for the environment especially for noise and emissions.



Engine output
RT160-2: 26 PS

HEAVY DUTY CHASSIS

The thickness of the material used, the load resistance and the compactness are the key features of the chassis of the RT-2 series. In addition, the hydraulic tank is enclosed within the frame which provides additional counterweight.



PIVOTING ARTICULATION

With an articulation of 40° and an oscillating angle of 4.5°, the RT160-2 can drive through tight space's without creating any damage on the surface.



COMFORT / PERFORM MAINTENANCE

The drivers position of the RT160-2 is designed around the driver. All buttons and switches are easily reachable. The drivers seat has a headrest and 2 armrest for optimal comfort during long work days. The optional closed cabin has a heater, radio and 4 workinglights.

DASHBOARD

The dashboard provides the operator with easy to read guages for both the fuel level & engine water temperature and with additional warning lights for engine oil pressure, water temperature and battery charge. Therefore, you can operate your wheel loader in full confidence.



MULTI-FUNCTION OPERATING LEVER AND STEERING COLUMN

The user friendly designed multifunction lever allows to control all the main functions of your articulated wheel loader: shuttle switch, auxiliary circuit (according to the versions) and, of course the front attachment functions. The steering wheel is tiltable in order to offer the best driving position to the operator.



2070 mm



ANCE

VERSATILE AND COMPACT

With a machine weight of 1525 kg for canopy version and 1730 kg for cabin version and a fork operating capacity of 1750 kg (straight position, standard tyres, without additional counterweight), the RT160-2 is the ideal articulated wheel loader for construction jobs which require power and manoeuvrability.



DELUXE CABIN (OPTION) WITH HEATER AND RADIO

The delux cabin on the RT160-2 is equipped with a heater to clear the mist on the windows and keep the driver warm during cold winters. Working lights give perfect vision allround in the dark.

DAILY MAINTENANCE

The main components which require daily check such as engine oil level, coolant level, air filter and radiator are easily accessible, thanks to the wide opening engine bonnet. In addition, the offset battery off terminals allow a quick starting assistance in the event of battery default.



TRANSMISSION CONTROL

The hydrostatic transmission is controlled by a pedal located on the right side of the steering column. A simple action of the right foot on the pedal acts simultaneously on the engine rpm and also on the hydrostatic pump. The operator can control the travel speed with full concentration on the front attachments being used.



SAFETY / SECURITY

A safe and comfortable driving position. The optional cabin is made to keep the driver warm during the coldest working hours. All canopy, foldable canopy and deluxe cabin are ISO approved ROPS/FOPS.

COUNTERWEIGHT

The counterweight is integrated in the rear part of the frame. An additional counterweight of 90 kg is available as an option to improve the stability.



LIGHTING EQUIPMENT

The KUBOTA wheelloaders are equipped with a working light on the lifting arm. To increase visibility 5 more working lights, halogen or LED, can be added. Road lights can be fitted as an option to make the wheelloader road legal.



Kubota Genuine and Approved Parts

for maximum
performance,
durability and
safety



CABIN OR SAFETY CANOPY AND COMFORT SEAT

The RT160-2 is available with cabin or with canopy. In both cases, the protective structures are certified ROPS ISO3471 and FOPS ISO3449. In order to insure a good operating comfort, the seat is fitted with two arm rests and a safety belt.

Standard and optional equipments

• Standard equipment ○ Optional equipment

Model	RT160-2
Engine/Fuel system	
KUBOTA original engine (Stage V)	•
Cyclone filter	•
Oil cooler	•
Travel system	
Hydrostatic 4 wheel drive with automotive control	•
4 heavy duty poclain wheel engines	•
Travel speed 0-12km/h	•
High driving speed	○
Electric controlled length differential lock	•
100% differential lock	○
Hydraulic multidisk brake	•
Heavy duty driving mechanism	○
Hand throttle	○
Hand inching	○
Pro inching	○
Different tires	○
Hydraulic system	
Hydraulic quick coupler	•
Floating position	•
Multi function joystick	•
Lever behind joystick for AUX control (mechanical control)	•
Inching and brake pedal (left)	•
Extra mechanical controlled AUX line	○
Electrical controlled AUX line	○
2nd Electrical controlled AUX line	○
Double gear pump	○
Single / double side stop	○
Safety vavles	○
Leak oil	○
Free return	○
Driving position	•
Safety roof	•
Weight-adjustable seat with arm rests and back rest	•
Seatbelt	•
Tilt steering	•
Safety doors	•
Cabin mat	○
Mudguard wideners	○
Mechanically suspended seat + 8 cm higher	○

Model	RT160-2
Safetyroof deluxe	
Rear view mirrors	
2 front and 2 back working lights on the roof ROPS (Roll-over Protective Structure)/ FOPS (Falling Object Protective Structure)	
Safety doors	
Foldable safety roof (clearance height 1845mm)	○
Safety doors ROPS (Roll-over Protective Structure)/ FOPS (Falling Object Protective Structure)	
Foldable safety roof (clearance height 1845mm)	○
Rear view mirrors	
2 front and 2 back working lights on the roof	
Safety doors ROPS (Roll-over Protective Structure)/ FOPS (Falling Object Protective Structure)	
Cabin	○
Cabin with heater	
2 front and 2 back working lights on the cabin	
Radio	
Side mirrors	
Emergency exit hammer ROPS (Roll-over Protective Structure)/ FOPS (Falling Object Protective Structure)	
Lighting	
Flashing warning light halogen	○
Flashing warning light LED	○
Traffic lights + 2 mirrors halogen	○
Traffic lights + 2 mirrors LED	○
Additional working light halogen	○
Additional working light LED	○
Other	
13 pin Trailer socket to the back	○
3 pin socket on the front or back	○
Reverse buzzer	○
Counterweight 40 kg under the machine (maximum 4 pieces)	○
Counterweight 90 kg + towing hook	○
Combination towing hook	○
Three point lifting mechanism CAT1 incl. Extra double acting Hydr. Funct. Mec	○
Parallel indicator on tilt cylinder	○
Kit engine heater 220v	○
Boom suspension*	○
Oscillation stabilizer	○
Other QC	○

*For further information consult your local dealer.

Accessories



QUICK COUPLER

RT160-2 is equipped with hydraulic quick coupler for easy and fast change of attachments.

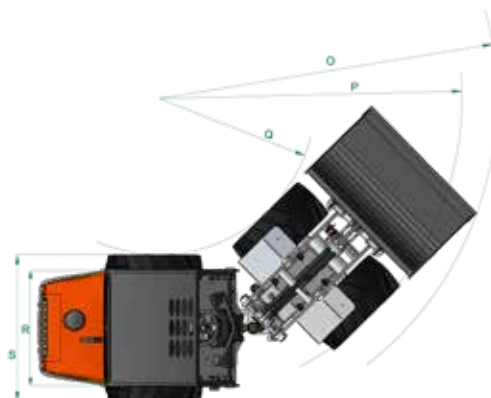
Tire	Width cm	Calc. Speed km/h
26x12,00-12 AS	110	10,9
26x12,00-12 Grass	110	10,7
26x12,00-12 SKID	110	11,2
300/60x12 X-trac	110	10,8
26,5-14,00-12 Grass	124	11,1
27x10,5-15 SKID	102	11,6
29x12,50-15 Grass	117	-
31x15,5-15 AS	123	12,8
31x15,5-15 TR-06	123	12,8
31x15,5-15 Grass	123	13,2
31x15,5-15 SKID	123	13,4

*Theoretical data

Specifications

Model		RT160-2	
Operating weight (canopy/cabin)		kg	1600 / 1805
Engine			
Manufacturer		Kubota	
Model		D1105 Stage V	
Horse power (ISO9249)		kW	19
		PS	26
Number of cylinders		3 Cilinder	
Displacement		cc	1123
Transmission			
Type		Hydrostatic with automotive control	
Operational specifications with pallet fork in straight position (ISO 14397) and tipping Load (G) measured on hinge point*		A	kg
		B	kg
		C	kg
		D	kg
		E	kg
		F	kg
		G	kg
Travelling			
Tyre size		26 x 12.00-12 AS	
Travelling speed		km/h	0-12
Angle of oscillation		deg	4
Auxiliary oil flow		l/min	45
Auxiliary oil pressure		bar	170
Noise level			
Sound pressure level (LpA)(canopy/cabin)		dB (A)	≤101
Sound power level (LwA (2000/14/EC))		dB (A)	≤101
Hand arm system vibration		m/s ²	≤2,5
Whole body vibration		m/s ²	≤2,5
Capacity			
Fuel tank		l	21
Hydraulic oil tank		l	41
Engine oil		l	4,25

* Tipping load measured on hinge point in straight position, standard tires, no additional counterweight.

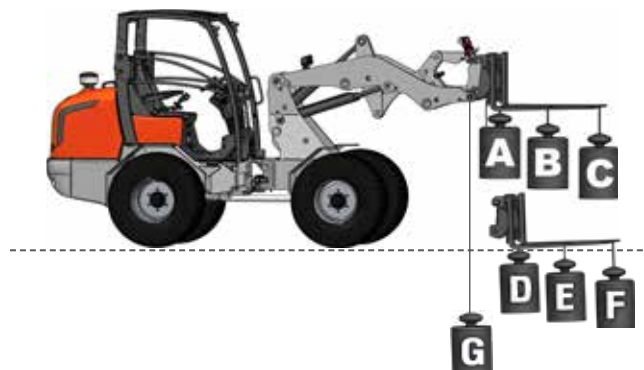


Dimensions

Machine dimensions*

Model		RT160-2	
A	Wheel base	mm	1420
B	Overall length without bucket	mm	2720
C	Overall length with bucket	mm	3390
D	Seat height	mm	1140
E	Overall height	mm	2230
F	Front frame height	mm	1150
G	Dumping height	mm	1360
H	Max. height at hinge pin	mm	2070
I	Max. lifting height at bucket	mm	2640
J	Roll back angle at ground level	deg	44
K	Roll back angle at max. height	deg	55
L	Dumping angle	deg	41
M	Rear climbing angle	deg	27
N	Diameter of standard wheel	mm	670
O	Turning radius with bucket	mm	2469
P	Turning radius (outer wheel)	mm	2263
Q	Turning radius (inner wheel)	mm	1163
R	Tread	mm	815
S	Overall width	mm	1100
—	Articulation angle	deg	40
—	Ground clearance	mm	210

*The data have been measured on the standard version. Specifications are subjects to be changed without notice.

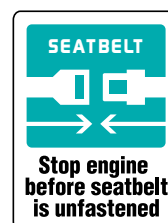


★ All images shown are for brochure purposes only.

When operating the wheel loader, wear clothing and equipment in accordance to local legal and safety regulations.

To configure this machine to your specification, please contact your Kubota dealer.

KUBOTA (U.K.) Limited
Dormer Road Thame
Oxfordshire OX9 3UN
Telephone: 01844 268000
www.kubota.co.uk



KTP.262.EN - 2021-04-16